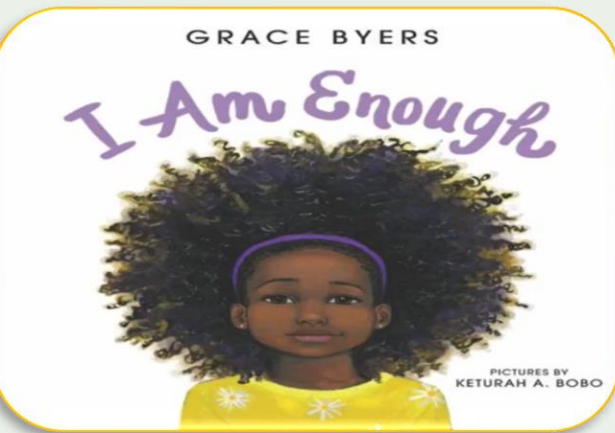



# Pre-k Choice Board



## Listening

Explore the empowering message of self-acceptance in Grace Byers' story, *I Am Enough*, by [clicking here](#). Pay close attention to the character's tone as you listen. Does the character sound happy, confident, angry, or excited? Share your thoughts with a family member!




 What does the character mean when they say, "I Am Enough?" (The character is telling the audience that she belongs, just like the sun shines and trees grow!)



## Listening

[Click here](#) to discover different people from around the world! You'll learn that "Ni Hao!" is a common way to say hello in Chinese. Share your new knowledge with a family member!



 In the story, all the characters have different pets. Which pet did you like the best and why? (My favorite is Pablo's iguana. I think iguanas are cool because they can live for up to 20 years and grow up to 6 feet long!)




## Speaking


[Click here](#) to pick an animal to draw, then create your masterpiece and label its various body parts. Excitedly share your artwork with a family member and explain the different labels you've added!

### How to Draw a Carnotaurus



### How to Draw Snowy Owl



 "I chose to draw an American Robin, which is a bird with wings, feathers, vibrant colors, a beak, two legs, and two eyes. I did my best to label all of its body parts accurately."

### How to Draw a Sea Turtle




How2DrawAnimals.com



## Speaking

[Click here](#) to watch a fun video that'll teach you how to build your very own catapult! After you're done creating it, share the process and your creation with a family member. Don't forget to [click here for directions](#) for more detailed instructions!



 "To conduct my experiment, I used a tissue box, scissors, two pencils, a few rubber bands, a paper clip, a plastic spoon, a piece of tape, and colorful cotton balls."